

Rainbow Trio Metallophone

Product Assessment



Percussion Play Ltd, Staple Ash Lane,
Froxfield, Petersfield, Hampshire, GU32 1DJ



Accredited Contractor
CHAS.co.uk

The Play Inspection Company Ltd, Unit 5 Glenmoore Business Park, Blackhill Road, Holton Heath, Poole, Dorset, BH16 6NL

t: 01202 590675

e: info@playinspections.co.uk

w: www.playinspections.co.uk



Rainbow Trio Metallophone Risk Assessment

Assessment Date: 24th May 2019

Assessor: Keith Dalton

Manufacturer: Percussion Play Ltd

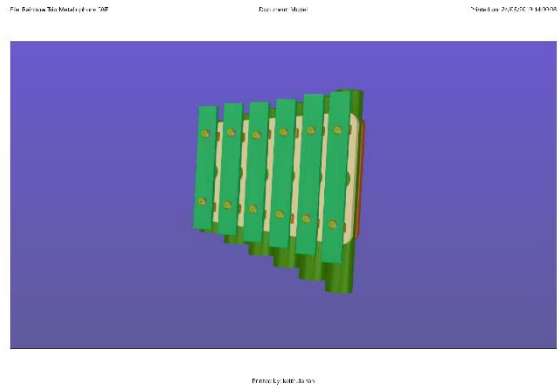
Risk Assessment: Very Low Risk

Activity: Use of musical playground equipment item

Number of Persons at Risk: Users, plus spectators

Hazards Involved with the Activity:

- Collision
- Entrapment



Safety Measures/Controls:

- All design requirements to comply fully with the requirements of BS EN 1176 Part 1 incorporating, where required, criteria from all sections of the standard where it is deemed applicable to the safety of this item.
- There are no falling height requirements for this type of equipment.
- The challenge (risk) associated with the use of the equipment is clearly foreseeable by the users.
- Age range: the intended age range for this item of equipment is for children of 3 years of age and above.
- A circulation Area of 1.50 metres is recommended to allow free movement for spectators around the item without moving into the space required for the safe use of the equipment.
- Correct siting of the equipment item within the playground environment to ensure free passage of playground users around the area.
- Detailed inspection and maintenance procedures to be provided for the equipment providing guidance on allowable tolerances during normal operation.

Risks remaining after the application of control measures:

Collision

With all control measures applied there will still be a risk remaining of users colliding with the equipment or with other users. It is considered that this remaining risk is of no significance, or any different from similar equipment item that incorporates this type of movement.

Given the provision of the safety measures detailed the remaining risk is considered to be 1 x 2 VERY LOW RISK

Additional Controls Required:

None

Risk Rating:

Likelihood		Severity	
1	Very Unlikely	1	Minor abrasion, light bruising
2	Not Very Likely	2	Small cuts, light sprains, more severe abrasion
3	Will happen at some time	3	Deep cuts, severe sprains etc. requiring medical intervention
4	Likely to happen	4	Injury requiring medical intervention and hospitalisation
5	Almost Certain to Happen	5	Permanent disability/death

Risk Score	Description	Action Required
1 – 5	Very Low Risk	Maintain control measures
6 – 10	Low Risk	Review control measures
11 – 15	Moderate Risk	Improve control measures
16 – 20	High Risk	Prevent access to item
21 – 25	Very High Risk	Remove from site

To establish the risk score, multiply Likelihood by Severity

Controls Adequate:

Signed: *KR Dalton*

Date: 24th May 2019

The Play Inspection Company Ltd

Assessment Review Date: 24th May 2020



Installation Instructions



Weight of heaviest part 7kg (Metallophone)

1. Attach the steel mount to the rear of the instrument with the M8 x20 screws and 2 part security caps. (1.1) (See Assembly Guide)

2. Position instrument in desired location, according to correct Key stage height, this may require 2 persons.

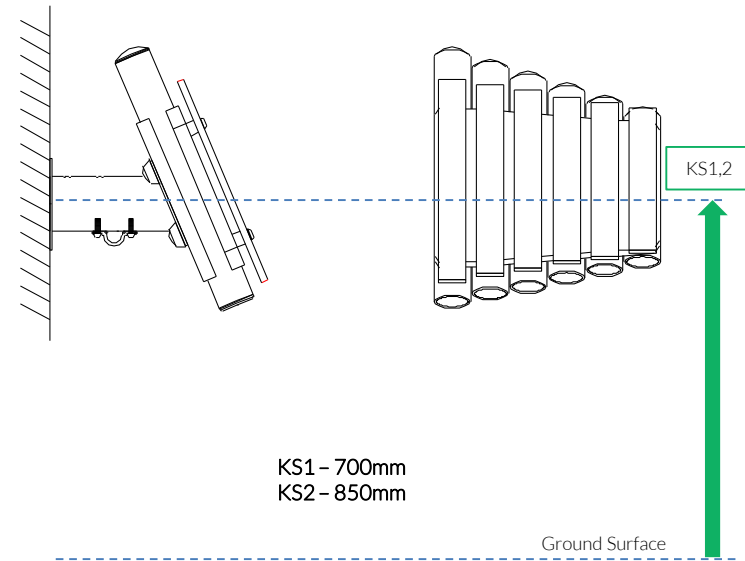
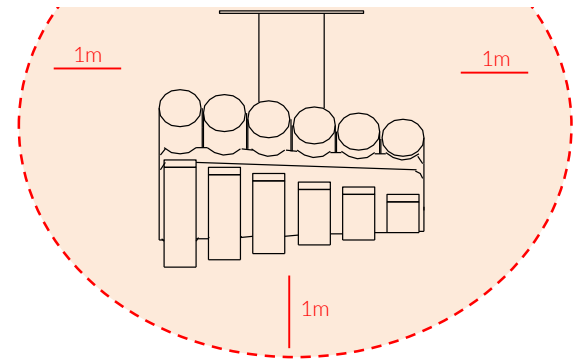
3. Mark hole locations (X4) using the pre drilled holes in square plate. Use Template Supplied.

4. Drill hole locations (X4) according to your chosen fixings (frame fixings, wall bolts or chemical anchors) depending of the structure of the wall. (Not Supplied)

5. Fix through Plate with suitable fixings (not supplied) in correct orientation and height for intended Key stage. Cover Fixings with 2 Part Caps supplied

6. Attach the 1 pair of beater to the saddle strap on the leg. (1.3)

Install Instrument with 1m free space (from widest point) around it.



Wall Fixed
Rainbow Trio
Metallophone
Page 1 of 2



Instrument Components:

-  x4
-  x2
-  x4
-  x1
-  x1

Metric Conversion:
700mm/ 28"
850mm/ 33"
1m/ 39"



Pair Small Red Beaters X1

Wall Fix Components:





x4
2 Part Cover Cap

Wall Anchors not supplied

Spares available from percussionplay.com or from your local distributor

7 Kg

Tools:

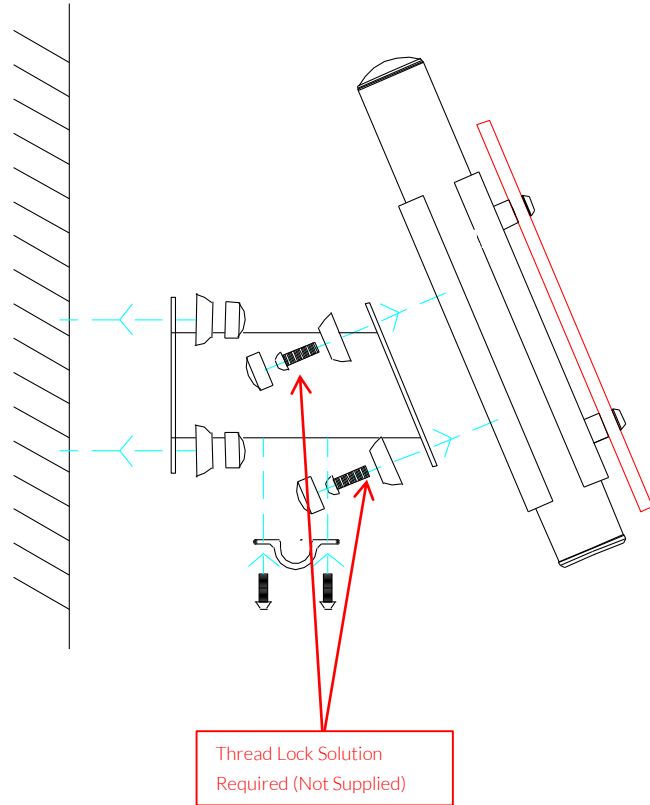
 x1
  x1

Wall Fixed
Rainbow Trio
Metallophone
Page 2 of 2








Instrument Components:


-  x4
M8x20 Security Screw
-  x2
M6x20 Security Screw
-  x4
2 Part Cover Cap
-  x1
M6 Saddle Strap



COMPONENTS LIST:

-  2 Part Cover Cap X8
-  M8 Nyloc nut X4
-  Saddle Strap X1
-  M6x20 Pin torx X2
-  M8x20 Pin torx X4

Thread Lock Solution
Required (Not Supplied)

Pair Small Red Beaters X1

Wall fixings are not supplied, installer will select suitable method of fixing. Suggested Fixing M8-M10 Rawl Bolt



Spares available from percussionplay.com or from your local distributor

7 Kg

Certificate of Conformity

Issue date: 24th May 2019

Percussion Play Ltd
Staple Ash Lane
Froxfield
Petersfield
Hampshire
GU32 1DJ



Products covered:

Rainbow Trio Metallophone

The product detailed has been assessed as conforming to the main dimensional requirements of BS EN 1176:2017 based on technical drawings provided by the manufacturer

The desktop product assessments undertaken by the Play Inspection Company Ltd are not a formal certification as would be produced by an accredited test house. They are an indication of conformity based on drawings and dimensional information provided by the client.

We will check the major dimensional requirements as set out in the current standards for playground equipment (BS EN 1176 – Parts 1-6, 10 & 11 as applicable to the product assessed. These dimensions include such things as barrier heights, platform heights, free height of fall, head and neck entrapment etc. but will exclude finer detail such as finger entrapment and toggle entrapments as these cannot be fully assessed based on a drawing alone. We do not undertake any structural assessment or testing, that element remains the responsibility of the designer; nor do we assess the suitability of materials used in the construction.

Reference Standards

BS EN 1176:2017 Part 1

Assessed by: Keith Dalton



The Play Inspection Company

Unit 5, Glenmore Business Park
Blackhill Road
Holton Heath
Poole
Dorset
BH16 6NL

