


Installation Instructions



1. Attach the steel legs to the base of the instrument with the M8 Nyloc Nuts and 2 part security caps. **(1.1)** (See Assembly Guide)

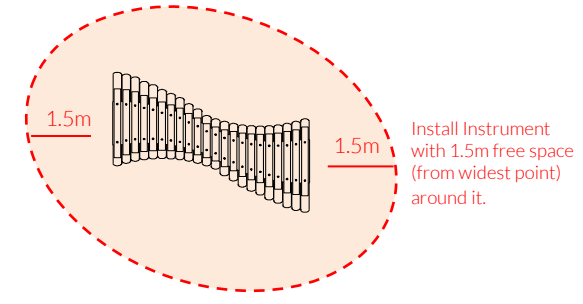
2. Attach Surface Fixing posts to legs **(1.2)** (See Ground Fix Post Installation Sheet)

3. **Locate Plate** in desired location and mark holes to fix to desired surface.

4. Fix to Surface using recommended ground anchors not supplied

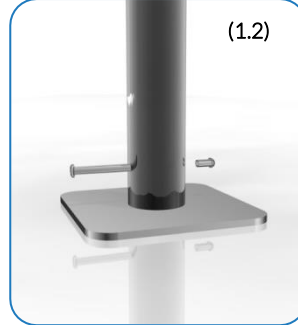
5. Make sure all fixings are covered and secure using cover caps provided

6. Attach the 1 pair of beater to the saddle strap on each leg. **(1.3)**

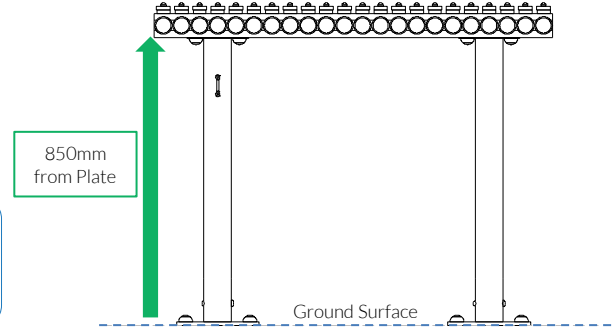


Surface Fixed

Duo
Page 1 of 3




Weight of heaviest part **14kg** (Duo)






Instrument Components:

-  x8
M8 Nyloc Nut
-  x4
M6x20 Security Screw
-  x8
2 Part Cover Cap
-  x2
M6 Saddle Strap

Metric Conversion:
178mm/ 7"
232mm/ 9"
750mm/ 29 1/2"
850mm/ 33"
1.5m/ 59"



Surface Fix Components:

-  x2
-  x2
-  x8

Ground Anchors not supplied



Spares available from percussionplay.com or from your local distributor

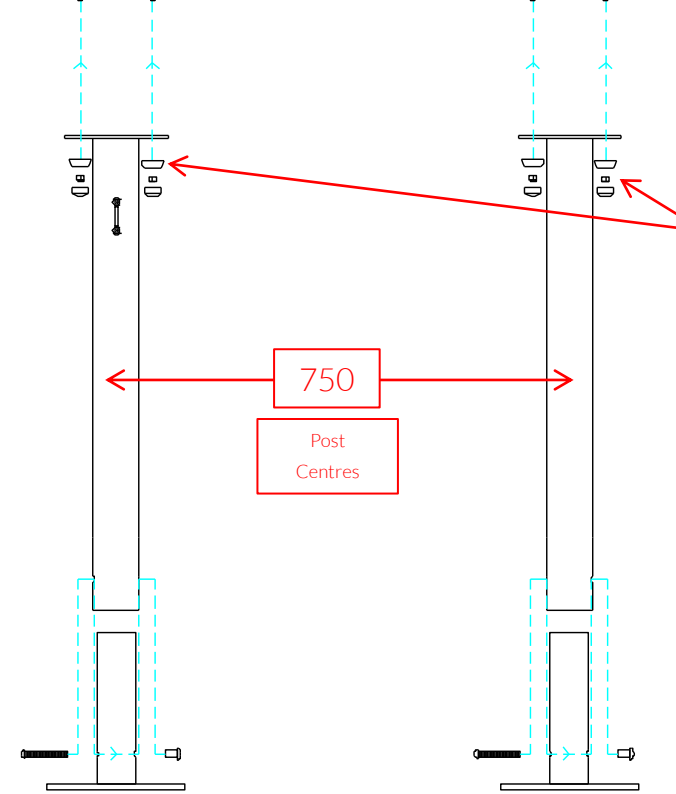
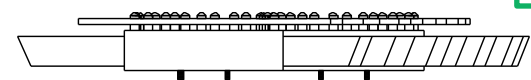
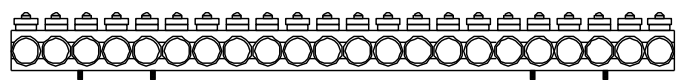

28 Kg

Assembly Guide PDDUO

Tools:

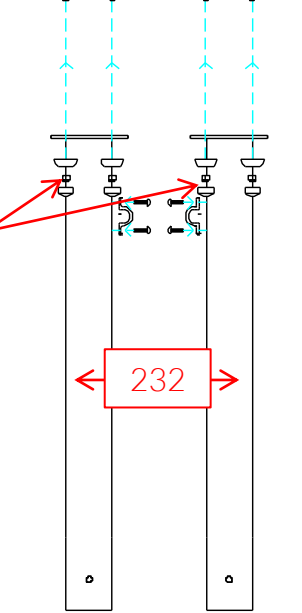
- x1
- x2

Surface Fixed
Duo
Page 2 of 3



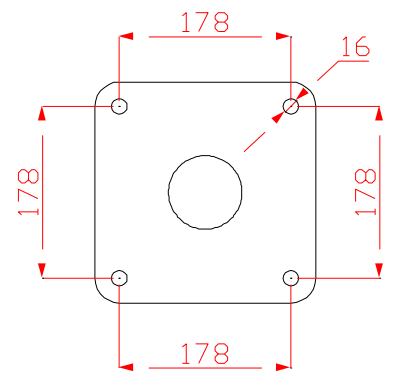
PPDUO FRONT

Thread Lock Solution
Required (Not Supplied)



PPDUO SIDE

- COMPONENTS LIST:**
- 2 Part Cover Cap X8
 - M8 Nyloc nut X8
 - M10 Nut X8
 - M10x200 Threaded Bar X4
 - Saddle Strap X2
 - M6x20 Pin torx X4
 - M10x70 Pin torx X2
 - M10 Barrel Nut Pin torx X2



- Instrument Components:**
- x8
 - x4
 - x8
 - x2

Thread Lock Solution
Required (Not Supplied)



Pair Small Red Beaters X2

- Surface Fix Components:**
- x2
 - x2
 - x8

Ground Anchors
not supplied



Spares available from
percussionplay.com or from your
local distributor

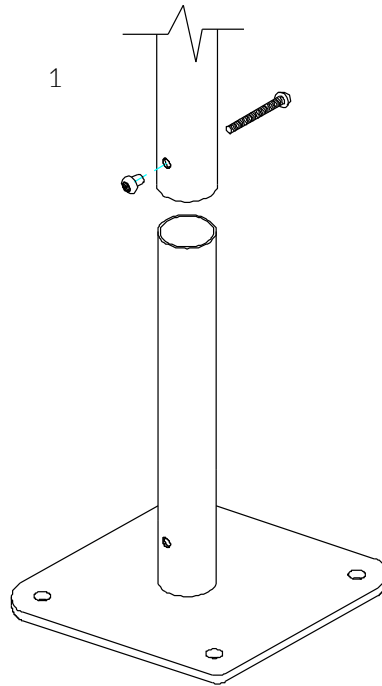

28 Kg

Tools:

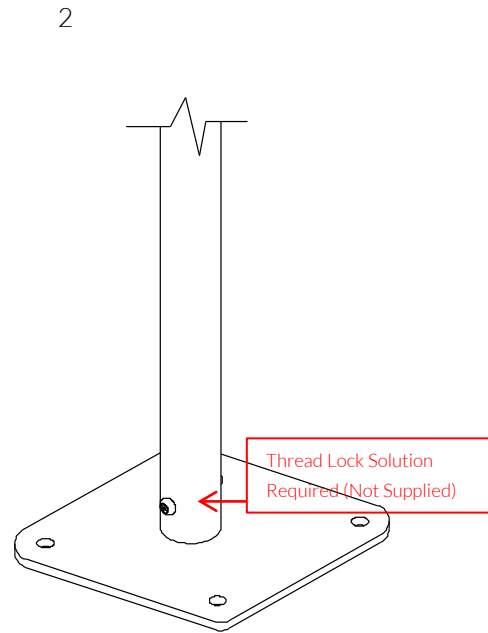
 x2
TX 45 Driver Bit

Surface Fixed

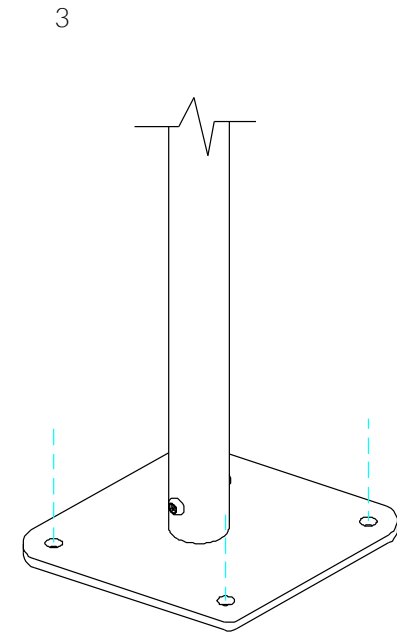
Duo
Page 3 of 3



1
Locate the Surface fix Plate into the leg of the instrument.



2
Fix instrument to Surface fix plate using M10 bolt and Barrel Nut and use **thread locking solution** to prevent fixings working loose.



3
Fix Surface Plate to the ground surface **Ground Anchors Not provided** cover fixings with caps provided

Components:



x2

M10 Barrel Nut



x2

M10x70 Security Screw



x8

10x15 mm Spacer



x8

M10x20 Security Screw

Thread Lock Solution
Required (Not Supplied)



MADE IN BRITAIN

BS EN 1176

