

# Installation Instructions

Tubular Bells will arrive on site pre assembled

## Surface Fixed

Tubular Bells  
Page 1 of 4

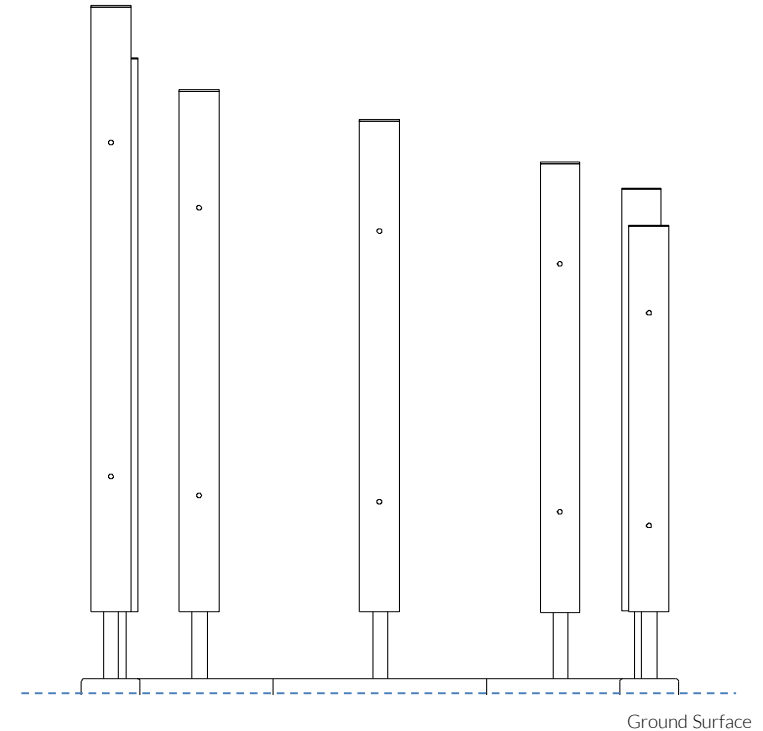


**1. Locate Base** in desired location before attaching the bells. Fix lower sections to surface using pre drilled holes provided. (**Surface Anchors Not supplied**) Recommended M10 Female Rawl Bolts or chemical anchors

**2. Assemble Upper 3 Base sections** using M8 x 16 mm CSK screws provided **(1.1)**


**3. Using the M10x 40 screw and Barrel Nuts** to attach each of the 9 legs to the base **(1.2)**

**4. Make sure that all fixings are tightly secured and thread locking solution used if required.**



Instrument Components:

Tubular Bells are pre-assembled




Weight of heaviest part **30kg** (ALU Base)



Pair Large Red Beaters X1

Surface Fix Components:

 x9

 x9

 x34

**Tools:**

 x2  
TX 45 Driver Bit

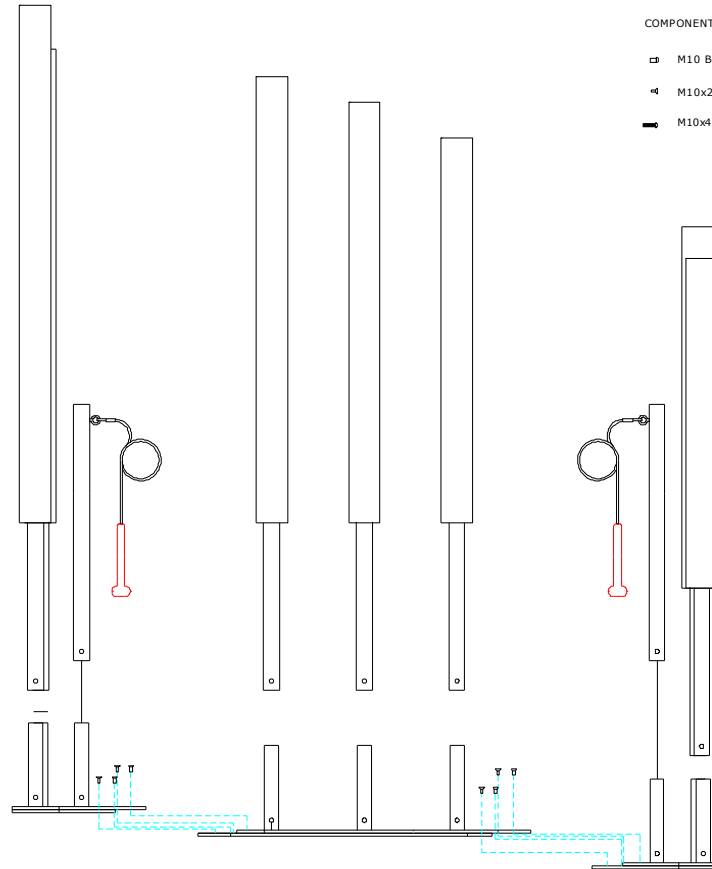
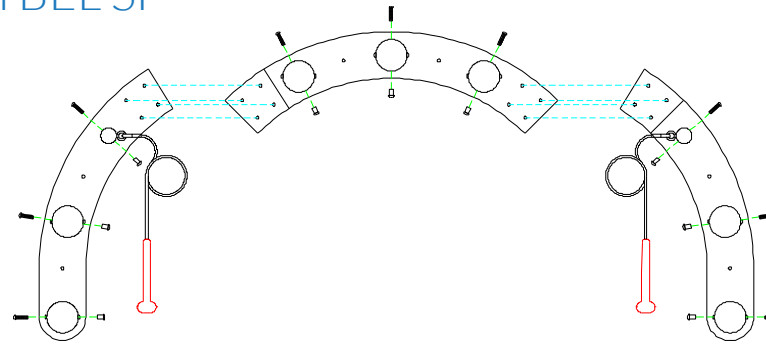
## Surface Fixed




Tubular Bells  
Page 2 of 4



Instrument Components:

Tubular Bells Are Pre-assembled




- COMPONENTS LIST:**
-  M10 Barrel Nut Pin torx X9
  -  M10x20 CSK Nut Socket X8
  -  M10x40 Pin torx X9

 Pair Large Red Beaters X1

Surface Fix Components:

 x9  
M10x40 Security Screw

 x9  
M10 Barrel Nut

 x8  
M10x16 CSK Security Screw

Spares available from [percussionplay.com](http://percussionplay.com) or from your local distributor

90 Kg

Tools:  
 x2  
 TX 45 Driver Bit

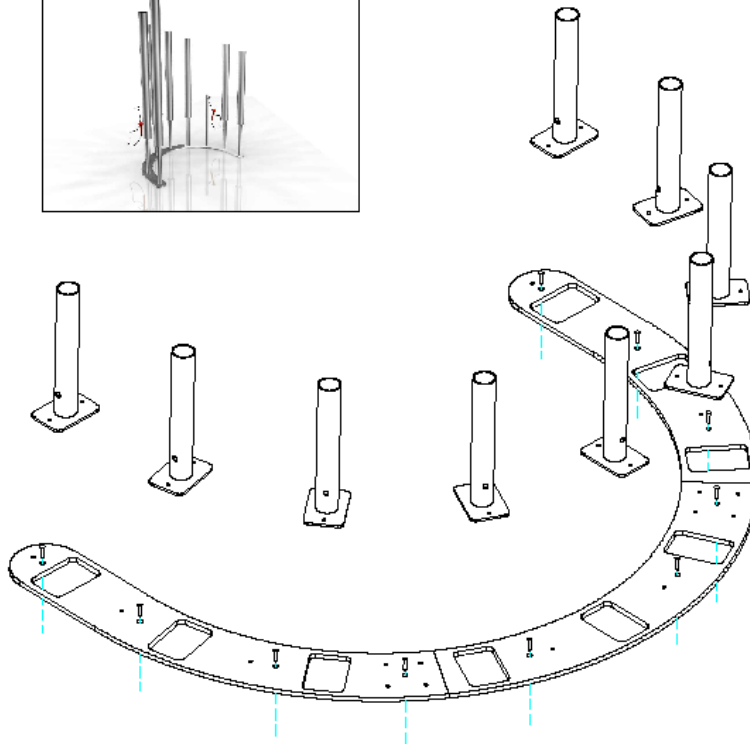
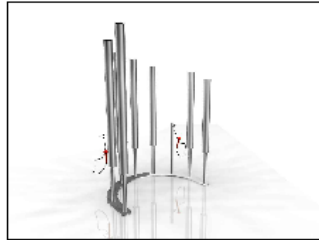
## Surface Fixed

Tubular Bells  
Page 3 of 4

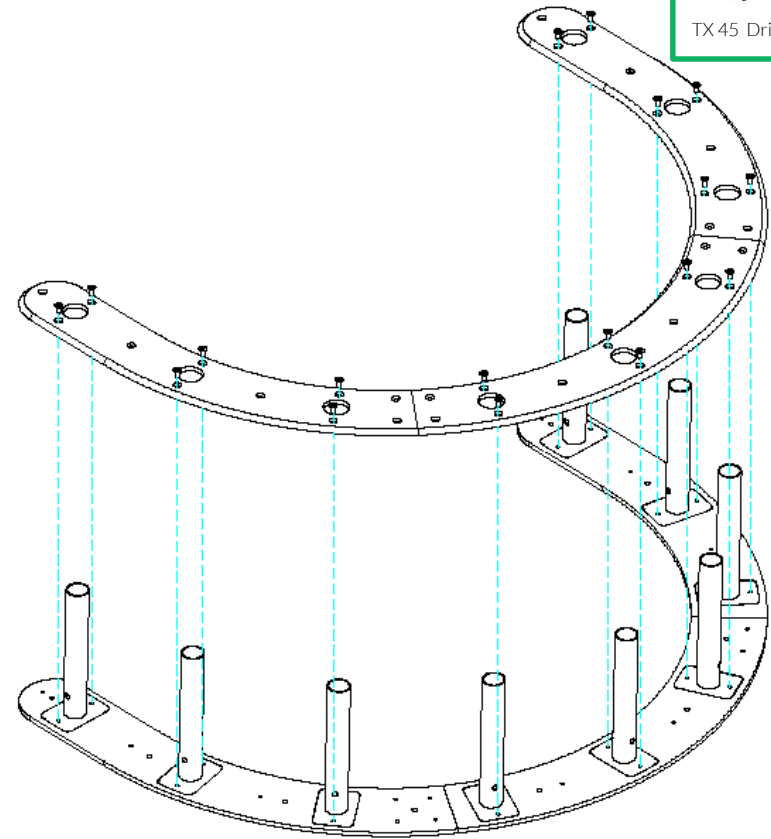


Instrument  
Components:

Tubular Bells  
Are Pre-  
assembled



Mount this section of each base to the deck **Deck Anchors Not provided** using pre drilled holes




Insert instrument plates with stanchions and attach with CSK M8x16mm Screws provided



Surface Fix  
Components:

 x9  
M10x40 Security Screw

 x9  
M10 Barrel Nut

 x34  
M8x16 CSK Security Screw

Tools:



x2  
TX 45 Driver Bit

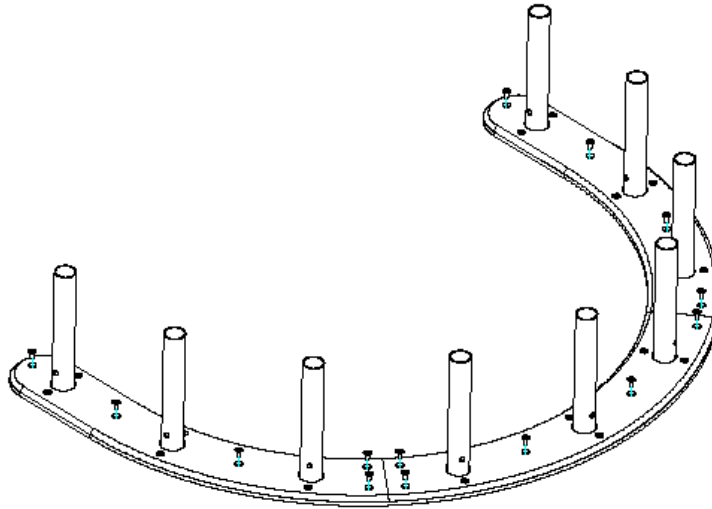
## Surface Fixed

Tubular Bells  
Page 4 of 4

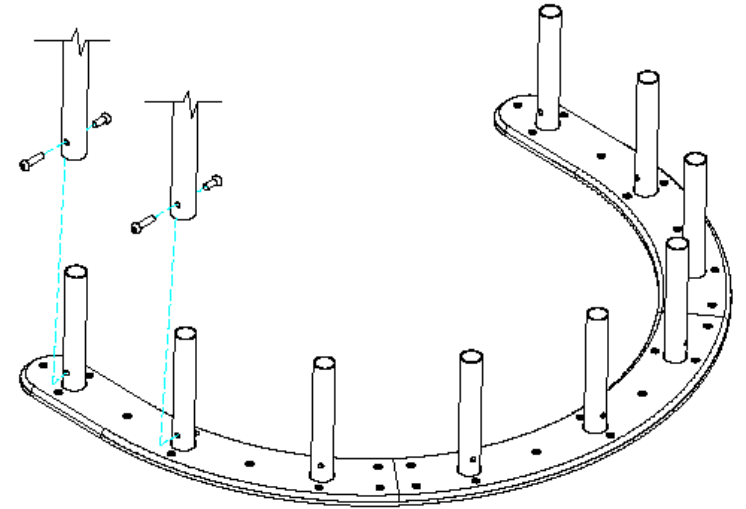


Instrument Components:


Tubular Bells Are Pre-assembled



Join the upper and lower base sections with CSK M8x16mm Screws provided



Lower Instrument over the stanchions and attach with fixings provided **(see surface fix installation instructions)**




Pair Large Red Beaters X1

Surface Fix Components:



x9  
M10x40 Security Screw



x9  
M10 Barrel Nut



x34  
M8x16 CSK Security Screw