


Installation Instructions



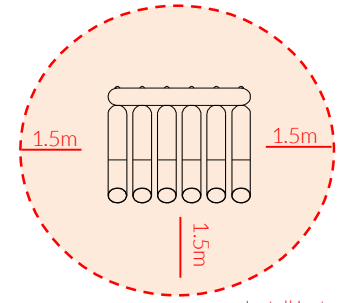
1. Locate Tembos frame onto legs and, and bolt into place using pre drilled holes, **2 bolts per post.**(See Assembly Guide)

2. Excavate **1 hole** for Tembos W300xL700 by **600mm deep** in desired location upon decision from customer. (See Ground Fix Post Installation sheet)

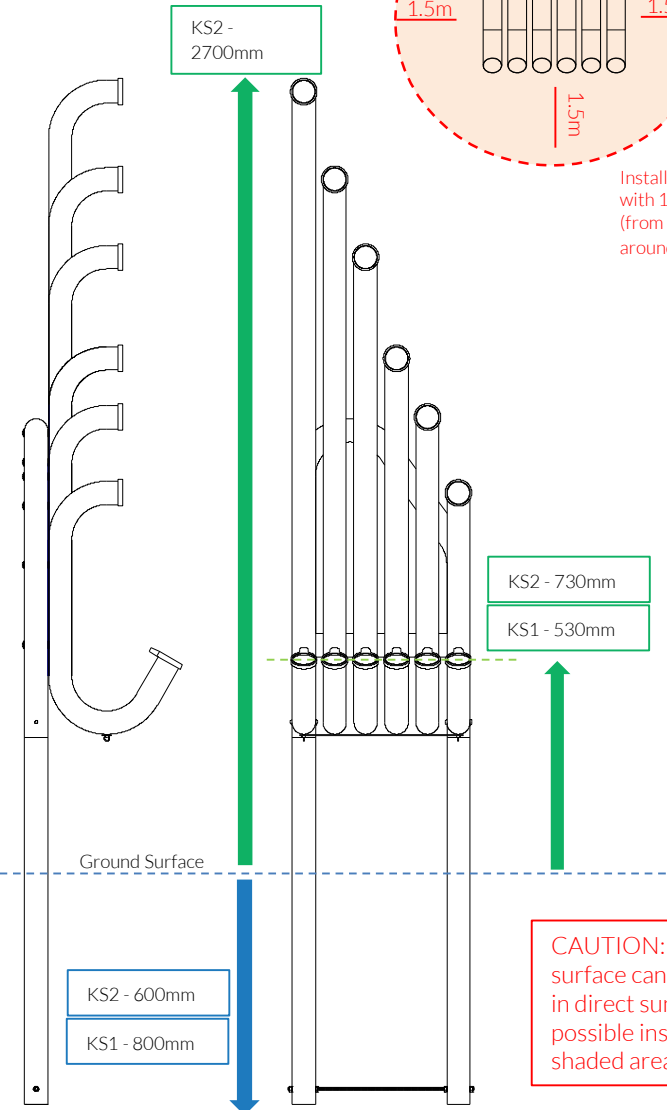
3. Insert the Ground Fix Bar between the 2 bases of the legs and fix in place with the nuts provided (See Ground Fix Post Installation sheet)

4. Locate frame into hole according to customers preference. Once happy **fill** holes using rapid hardening **concrete**. Be sure to compact concrete around legs and leave to dry according to manufactures guidelines.

Weight of heaviest part **52kg** (Tembo Frame)



Install Instrument with 1.5m free space (from widest point) around it.



CAUTION: Tembos surface can get hot in direct sunlight, if possible install in shaded areas.

Ground Fixed
Tembos Pentatonic
Page 1 of 3



Instrument Components:





-  x12
-  x24
-  x2

Metric Conversion:
300mm/ 12"
600mm/ 24"
700mm/ 28"
800mm/ 31"
1.5m/ 59"
2700mm/ 106 19/64"



Pair Neoprene Paddles X1

Ground Fix Components:

-  x2
-  x2
-  x4
-  x1

Spares available from percussionplay.com or from your local distributor

80 Kg

Tools:

 x1
  x2

Ground Fixed
Tembos Pentatonic
Page 2 of 3



Instrument Components:

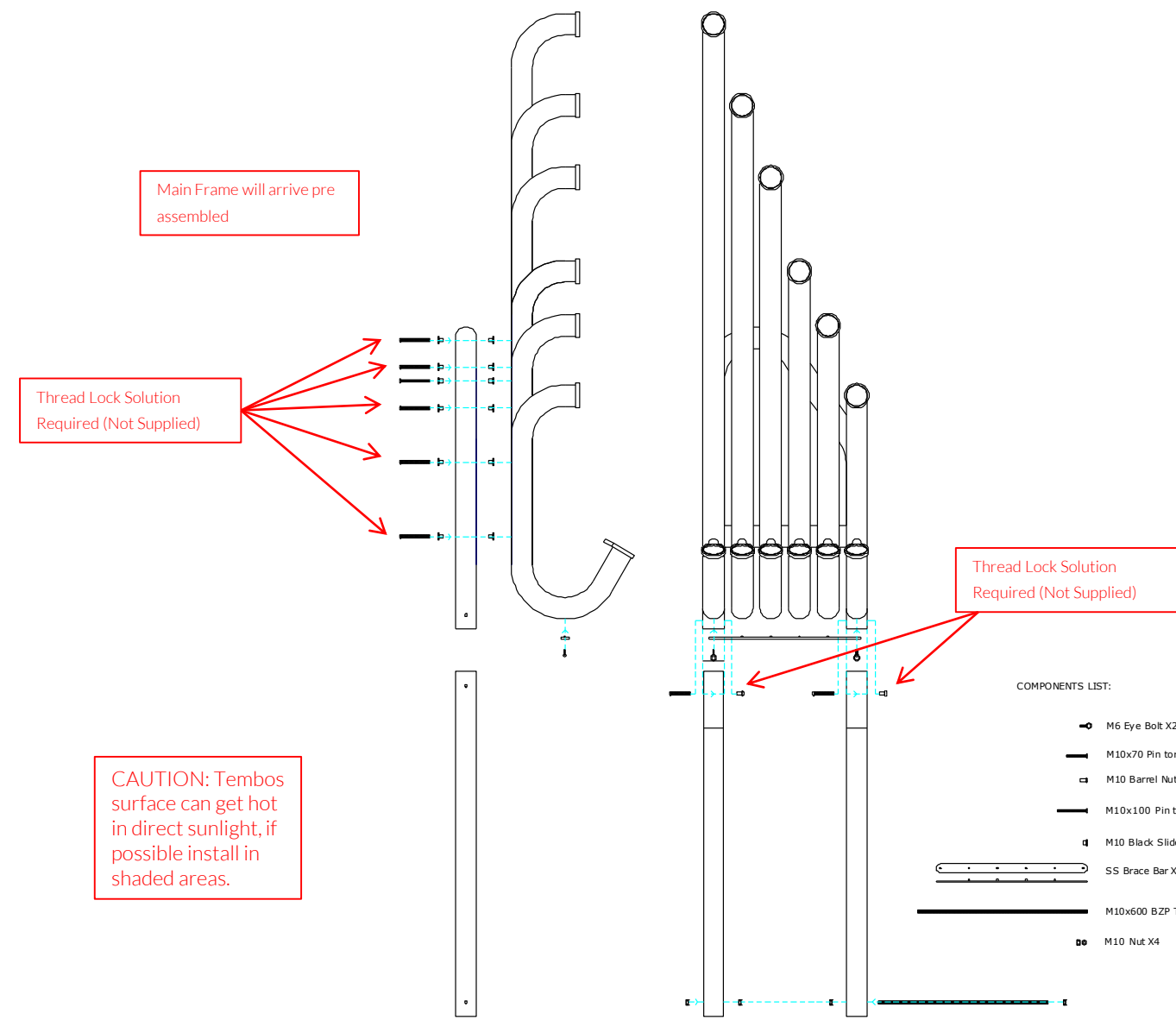
-  x12
M10x100 Security Screw
-  x24
M10 Flanged Slide Bearing
-  x2
M6 Eye Bolt

Thread Lock Solution Required (Not Supplied)

Main Frame will arrive pre assembled





Thread Lock Solution Required (Not Supplied)

CAUTION: Tembos surface can get hot in direct sunlight, if possible install in shaded areas.




Pair Neoprene Paddles X1

Ground Fix Components:

-  x2
-  x2
-  x4
-  x1

Spares available from percussionplay.com or from your local distributor

70 Kg

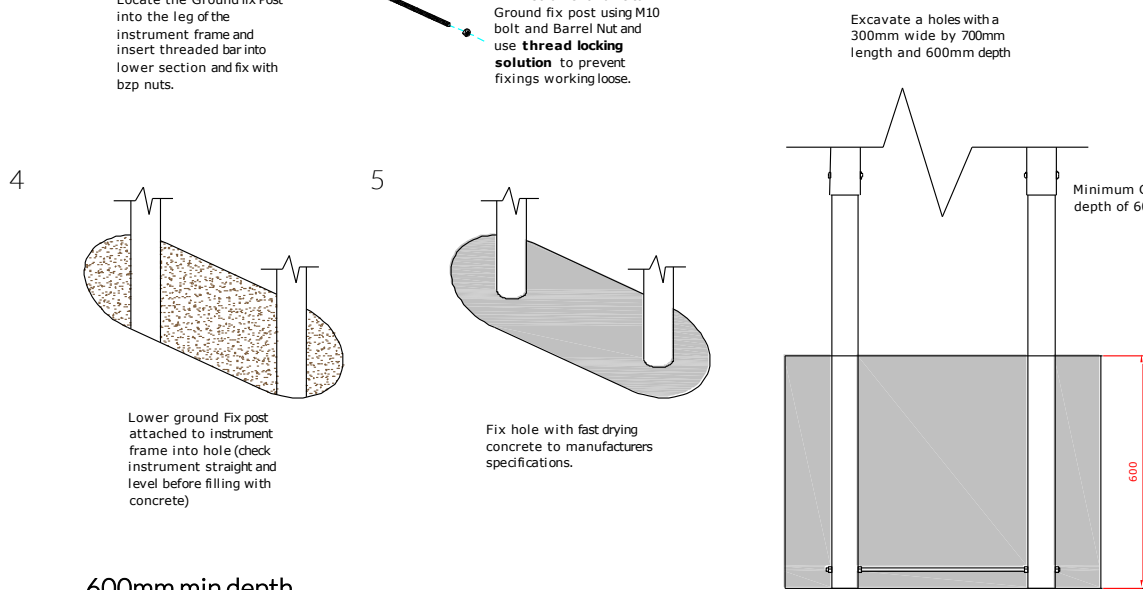
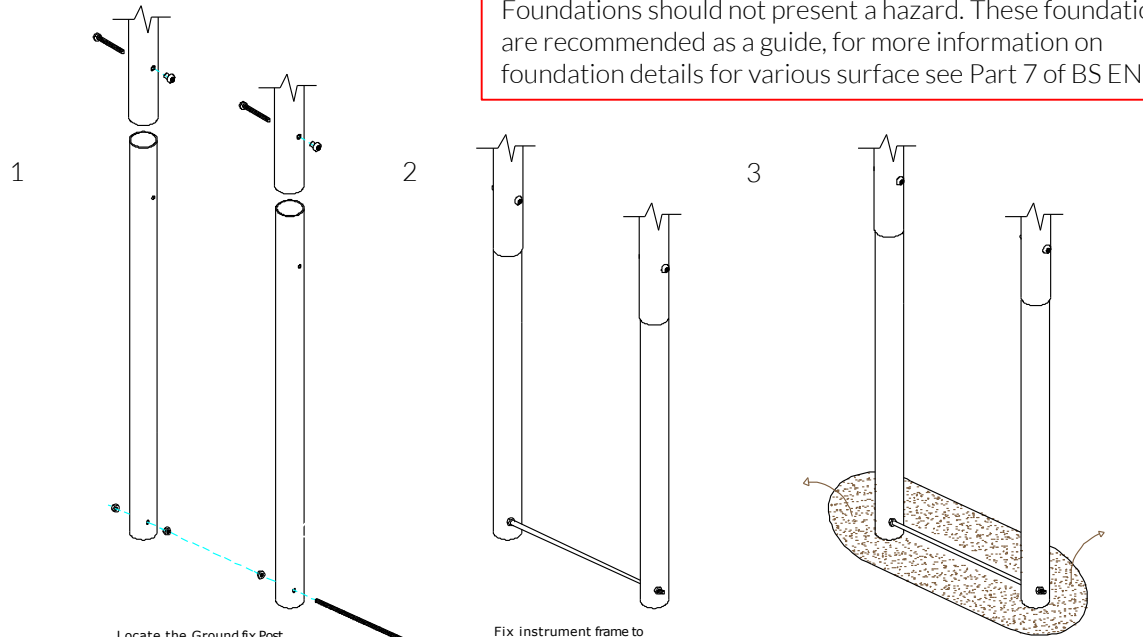
Ground Fix Post Installation

Foundations should not present a hazard. These foundations are recommended as a guide, for more information on foundation details for various surface see Part 7 of BS EN 1176.

Tools:

 x1
TX 45 Driver Bit

Ground Fixed
Tembos Pentatonic
Page 3 of 3



- Components:**
-  x2
 - M10 Barrel Nut
 -  x2
 - M10x70 Security Screw
 -  x4
 - M10 BZP Nut
 -  x1
 - M10 x 600 Bar

Metric Conversion:
300mm/ 12"
600mm/ 24"
700mm/ 28"