



# Installation Instructions

## Ground Fixed

Tembos Blues  
Page 1 of 3



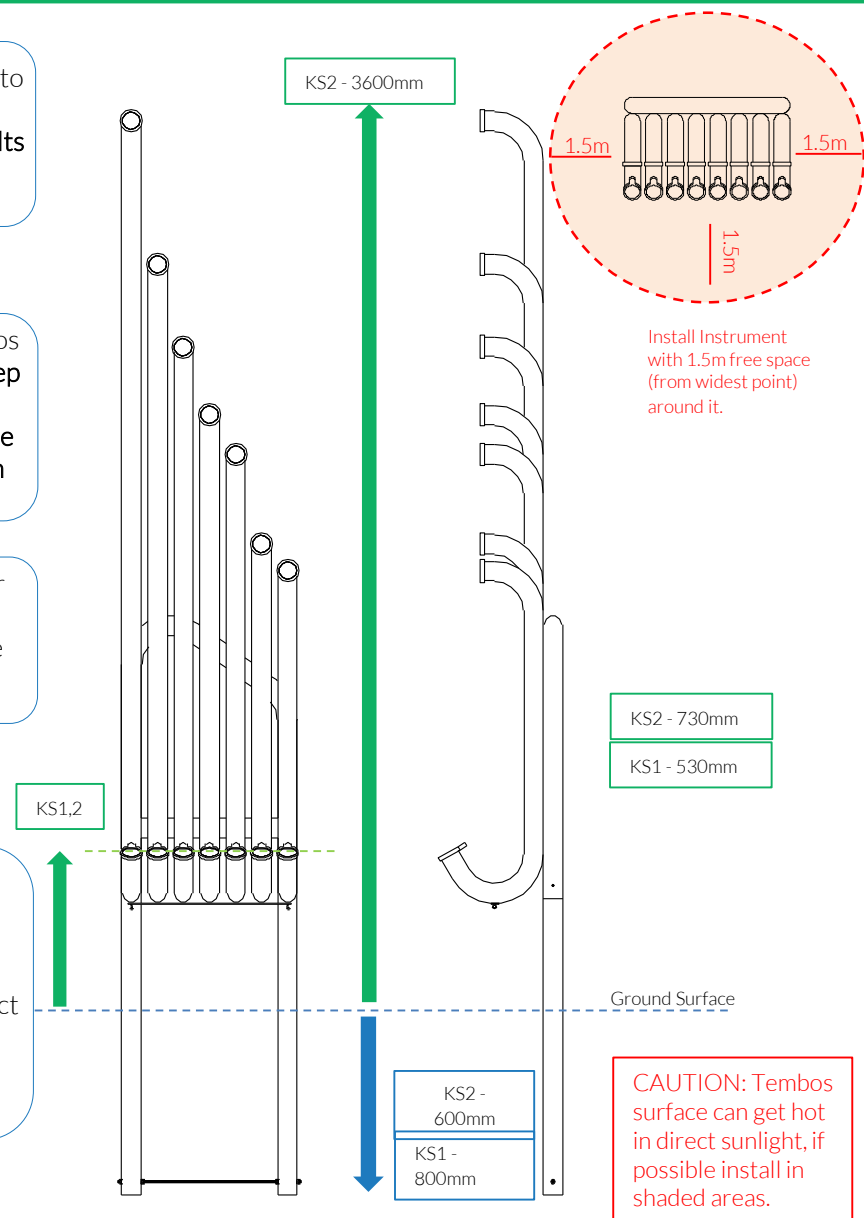
1. Locate Tembos frame onto legs and, and bolt into place using pre drilled holes, **2 bolts per post.**(See Assembly Guide)

2. Excavate **1 hole** for Tembos W300xL800 by 600mm deep in desired location upon decision from customer. (See Ground Fix Post Installation sheet)

3. Insert the Ground Fix Bar between the 2 bases of the legs and fix in place with the nuts provided (See Ground Fix Post Installation sheet)

4. Locate frame into hole according to customers preference. Once happy **fill** holes using rapid hardening **concrete**. Be sure to compact concrete around legs and leave to dry according to manufactures guidelines.

Weight of heaviest part 70kg (Tembo Frame)



### Components:



x14

M10x100 Security Screw



x28

M10 Flanged Slide Bearing



x2

M6 Eye Bolt

#### Metric Conversion:

300mm/ 12"  
600mm/ 24"  
800mm/ 31"  
1.5m/ 59"  
3600mm/ 141 47/64"



Pair Neoprene Paddles X1

Ground Fix Components:



x2

M10x70 Security Screw



x2

M10 Barrel Nut



x4

M10 BZP Nut



x1

M10 x 700 Bar

Spares available from [percussionplay.com](http://percussionplay.com) or from your local distributor

80 Kg




**Tools:**

 x1  
 x2

**Ground Fixed**  
Tembos Blues  
Page 2 of 3



**Instrument Components:**

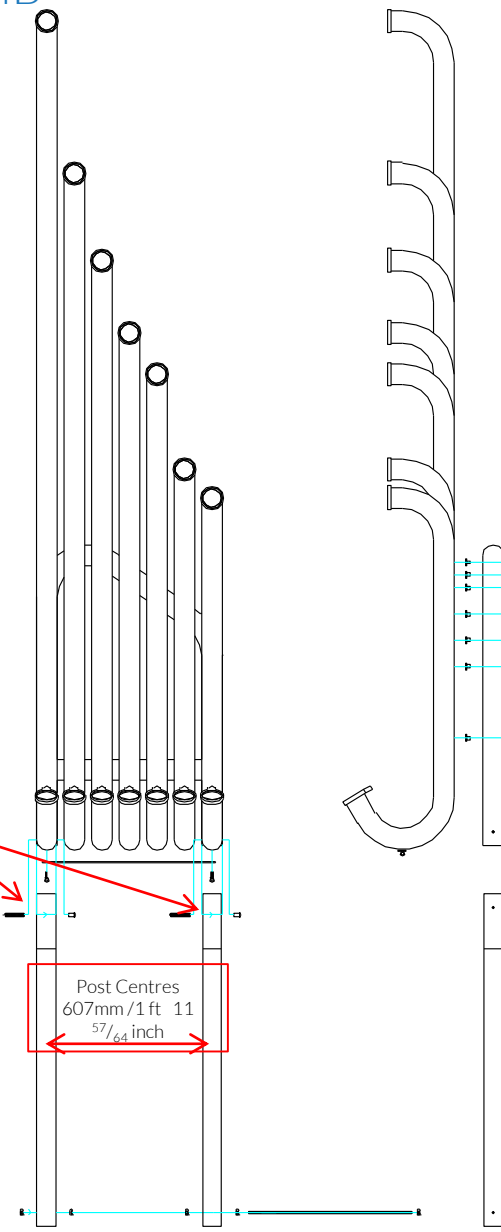
-  x14  
M10x100 Security Screw
-  x28  
M10 Flanged Slide Bearing
-  x2  
M6 Eye Bolt

Thread Lock Solution Required (Not Supplied)







Main Frame will arrive pre assembled

Thread Lock Solution Required (Not Supplied)

**CAUTION:** Tembos surface can get hot in direct sunlight, if possible install in shaded areas.







Thread Lock Solution Required (Not Supplied)

- COMPONENTS LIST:**
-  M6 Eye Bolt X2
  -  M10x70 Pin torxX2
  -  M10 Barrel Nut Pin torxX2
  -  M10x100 Pin torxX14
  -  M10 Black Slide Plastic Bearing X28
  -  SS Brace Bar X1



Pair Neoprene Paddles X1

Ground Fix Components:


-  x2  
M10x70 Security Screw
-  x2  
M10 Barrel Nut
-  x4  
M10 BZP Nut
-  x1  
M10 x 700 Bar

Spares available from [percussionplay.com](http://percussionplay.com) or from your local distributor

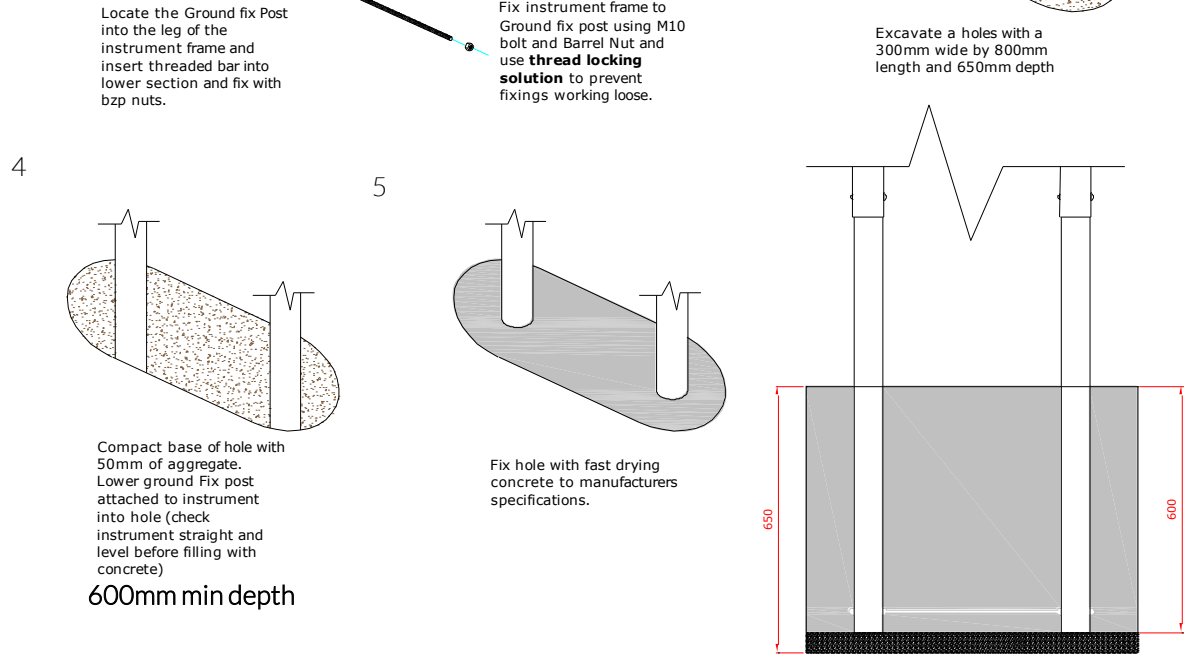
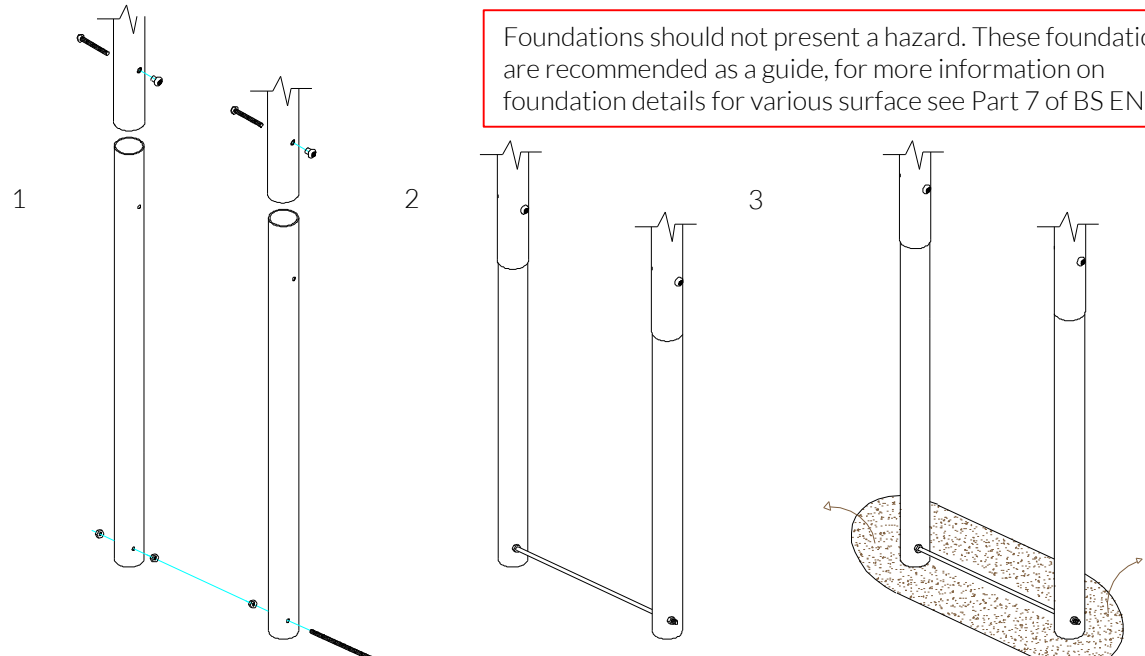
70 Kg

# Ground Fix Post Installation

Foundations should not present a hazard. These foundations are recommended as a guide, for more information on foundation details for various surface see Part 7 of BS EN 1176.

Tools:  
 x1  
 TX 45 Driver Bit

Ground Fixed  
 Tembos Blues  
 Page 3 of 3



- Components:
-  x2
  - M10 Barrel Nut
  -  x2
  - M10x70 Security Screw
  -  x4
  - M10 BZP Nut
  -  x1
  - M10 x 700 Bar

Metric Conversion:  
 300mm/ 12"  
 600mm/ 24"  
 800mm/ 31"